







**SALCOMBE HARBOUR BOARD – PERFORMANCE MANAGEMENT REPORT THIRD QUARTER 2013/14**

Lead Officer – Ian Gibson

REF	ACTIVITY	YEAR	ANNUAL TARGET 2013/14	TARGET FOR QTR	APR/ JUNE	JUL/ SEPT	OCT/ DEC	JAN/ MAR	CURRENT STATUS	COMMENTS
SH1 (L)	A visual check of all harbour owned and maintained facilities, landings, pontoons, mooring berths, navigational marks and beacons.	2013/14	Monthly	3 inspections	3	3	3		☺	
		2012/13			3	3	3	3		
SH2 (L)	Defects rectification of major harbour infrastructure and facilities.	2013/14	Investigated within 24 hours, repaired within 7 days	All Defects not repaired within 7 days	1	1	0		☺	
		2012/13			0	0	0	1		

REF	ACTIVITY	YEAR	ANNUAL TARGET 2013/14	TARGET FOR QTR	APR/ JUNE	JUL/ SEPT	OCT/ DEC	JAN/ MAR	CURRENT STATUS	COMMENTS for last reporting period
SH3 (L)	Launch serviceability	2013/14	Apr to Sep 8 available Sep to Mar 4 available	4 Available	8	8	4			
		2012/13			7	8	4	3		
SH4 (L)	Major Plant un- serviceability (Crane, Barge, Fork lift truck & Van)	2013/14	Available except for planned maintenance, defects rectified within 5 working days.	0	1	1	1			Jones crane, leaking steering ram.
		2012/13			0	0	0	0		
SH5 (L)	Slipways and steps Inspected and cleaned	2013/14	Inspected weekly, cleaned Monthly	3	3	3	3			Kingsbridge slipway is deteriorating rapidly and is crumbling so in parts cannot be power washed.
		2012/13			3	3	3	3		

REF	ACTIVITY	YEAR	ANNUAL TARGET 2013/14	TARGET FOR QTR	APR/ JUNE	JUL/ SEPT	OCT/ DEC	JAN/ MAR	CURRENT STATUS	COMMENTS for last reporting period
SH6 (L)	Failure of navigation lights and marks will be rectified or Local Notice to Mariners issued	2013/14	Within 24 hours	0	1	0	0		☺	
		2012/13		0	0	0	0	0		
SH7 (L)	Patrol of estuary and harbour to ensure no hazards to navigation exist	2013/14	Daily	89	91	92	89		☺	
		2012/13	Daily		91	92	89	90		
SH8 (L)	Inspection and preventative maintenance of Deep water and Foreshore Moorings	2013/14	100% Annually	100%	Complete	Complete	100%		☺	Deep water mooring maintenance completed in November/December
		2012/13			Complete	Complete	100%	Complete		

REF	ACTIVITY	YEAR	ANNUAL TARGET 2013/14	TARGET FOR QTR	APR/ JUNE	JUL/ SEPT	OCT/ DEC	JAN/ MAR	CURRENT STATUS	COMMENTS for last reporting period
SH9 (L)	Mooring failures	2013/14	Investigat ed within 24 hours repaired within 7 days alternative facility made available	0	0	0	1			1 x Harbour Mooring moved in a storm on 23/24 December. There were 4 boats broke their mooring pick up lines, chafed through during the pre Christmas storms.
		2012/13		0	2	3	5	0		
SH10 (L)	Re-allocation of permanent mooring berths surrendered to Harbour Authority	2013/14	Within 4 weeks	0	1	0	0			
		2012/13			0	0	0	0		
SH11 (L)	Weather forecast to be posted at Whitestrand	2013/14	Daily	Daily	Daily	Daily	Daily			
		2012/13			Daily	Daily	Daily	Daily		





REF	ACTIVITY	YEAR	ANNUAL TARGET 2013/14	TARGET FOR QTR	APR/ JUNE	JUL/ SEPT	OCT/ DEC	JAN/ MAR	CURRENT STATUS	COMMENTS for last reporting period
SH20 (L)	Compliance with Port Marine safety Code	2013/14	100% Annual audit	Compliance	Compliance	Compliance	Annual Inspection		☺	
		2012/13			Compliance	Compliance	Annual Inspection	Compliance		
SH21 (L)	Compliance with Merchant Shipping Act 1995 Section 198(1) Trinity House inspection of local aids to navigation.	2013/14	100% Annual Audit	Compliance	Annual Inspection	Compliance	Compliance		☺	
		2012/13			Annual Inspection	Compliance	Compliance	Compliance		
SH22 (L)	H&S Incidents and accidents (Staff)	2013/14	10% reduction year on year	≤1	1	1	0		☺	
		2012/13			1	1	0	1		

REF	ACTIVITY	YEAR	ANNUAL TARGET 2013/14	TARGET FOR QTR	APR/ JUNE	JUL/ SEPT	OCT/ DEC	JAN/ MAR	CURRENT STATUS	COMMENTS for last reporting period
SH22 A (L)	H&S Incidents and accidents (Public)	2013/14	10% reduction year on year	≤1	5	4	0		☺	
		2012/13			1	2	0	0		
SH23 (L)	Speeding Offences detected	2013/14	5% annual reduction	≥28	11	17	0		☺	
		2012/13			7	32	0	0		
SH24 (L)	Minor Collisions	2013/14	5% annual reduction	≥1	12	40	3		☹	
		2012/13			5	16	0	0		
SH30 (L)	Crime figures	2013/14	10% annual reduction	≤5	4	6	1		☺	
		2012/13			8	6	6	1		

REF	ACTIVITY	YEAR	ANNUAL TARGET 2013/14	TARGET FOR QTR	APR/ JUNE	JUL/ SEPT	OCT/ DEC	JAN/ MAR	CURRENT STATUS	COMMENTS for last reporting period
-----	----------	------	-----------------------------	----------------------	--------------	--------------	-------------	-------------	-------------------	--

SH31 (L)	Night Security Patrols	2013/14	100% of contracte d patrols	100%	100%	100%	100%		☺	
		2012/13			100%	100%	100%	100%		
SH32 (L)	Permanent Staff Turnover	2013/14	< 10% annually	0	0	0	0		☺	
		2012/13			1	0	0	0		
SH32A (L)	Staff days Lost to Sickness Absence	2013/14	< 10% annually	≤2	3	0	7		☹	
		2012/13			23	7	3	0		
SH33 (L)	Customer Complaints	2013/14	10% annual reduction	≤3	2	7	1		☹	Customer who uses Whitestrand complained that the initiative to cover propellers to prevent damage was not rigidly enforced.
		2012/13			0	3	0	9		

REF	ACTIVITY	YEAR	ANNUAL TARGET 2013/14	TARGET FOR QTR	APR/ JUNE	JUL/ SEPT	OCT/ DEC	JAN/ MAR	CURRENT STATUS	COMMENTS for last reporting period
-----	----------	------	-----------------------------	----------------------	--------------	--------------	-------------	-------------	-------------------	--

SH34 (L)	Income from visiting yachts	2013/14	5% increase	5,200	40,278	108,056	1,635			The income from visiting yachts during the third quarter was down by 67%. However the total income this year is up by 3%.
		2012/13			43,736	96,438	4,954	402		
SH35 (L)	Visiting Yachts	2013/14	5% Increase	184	1,423	4,299	48			Visiting Yacht numbers down by 72%
		2012/13			1,407	3,191	174	26		
SH36 (L)	Visiting Yacht length of Stay	2013/14	Increase length of stay to 2 nights	2	1.8	1.4	1.3			
		2012/13	Increase length of stay to 1.5 nights		2.1	1.69	1.8	1.18		
SH37 (L)	Yacht Taxi – Passengers carried	2013/14	5% increase		6,224	16,440	153			A massive 240% increase in the yacht taxi passengers carried in the third quarter. Overall this year 19% more passengers have been carried on the yacht taxi.
		2012/13			6,168	12,863	45	190		

REF	ACTIVITY	YEAR	ANNUAL TARGET 2013/14	TARGET FOR QTR	APR/ JUNE	JUL/ SEPT	OCT/ DEC	JAN/ MAR	CURRENT STATUS	COMMENTS for last reporting period
SH38 (L)	Visiting boats Harbour dues collected at Slipway	2013/14	Annual increase		6,512	12,488	52		☺	
		2012/13			7,142	9,983	0	186		
SH40 (L)	Water Quality Recorded number of pollution incidents	2013/14	Zero Pollution Incidents	0	1	2	3		☹	Three Incidents this quarter, which represents a threefold increase over last year, although overall number of incidents has reduced from 14 to 6.
		2012/13			6	7	1	1		
SH41 (L)	Guided Events	2013/14	3/Quarter	3	4	6	3+		☺	Plus 1 cancelled due to storm, 5 illustrated presentations & 2 estuary forum meetings
		2012/13			4	5	5	3		
SH42 (L)	Litter Pick Up Events	2013/14	Quarterly	1	3	1	0		☹	
		2012/13			2	2	2	2		
SH43 (L)	Recycling of yacht refuse	2013/14	Annual Increase	≥ 27%	0	0	?		☹	Awaiting figures from Trade Waste SHDC.
		2012/13	Annual Increase		0	26.93%	0	0		